



2026 • LAWN MOWERS, LAWN TRACTORS, ZERO TURNS & CORDLESS GARDEN TOOLS

EST  1951

SNAPPER[®]

— LEGENDARY —

Snapper® is the brand that started it all.
Over the past 70 years, we've built a legacy
of crafting easy to use and easy to own
equipment to help generations of users
tackle their outdoor to-do lists.

OUR LEGACY

Today's Snapper lineup continues to evolve
along with the needs of its customers.
From a first-time homeowner to the
seasoned lawn care enthusiast, our
product lineup meets your unique needs.

**One thing that hasn't changed over the
years is that buying, owning and using
Snapper products remain effortless.**

You don't become a legend overnight.

SNAPPER®



XD CORDLESS GARDEN TOOLS	4
XD CORDLESS LAWN MOWERS	8
ESXD19PWM82K	
ESXD19SPWM82K	
ESXD21SPWM82K	
ERX ELECTRIC RIDING MOWER	10
ERX96 ^{NEW}	
EZX ELECTRIC ZERO TURN MOWER	12
EZX107 ^{NEW}	
RPX LAWN TRACTORS WITH COLLECTOR	14
RPX92	
RPX102	
RTX LAWN TRACTORS WITH COLLECTOR	16
RTX102 / RTX102X ^{NEW}	
RTX122	
RTX102HD / RTX102XD WITH HIGH DUMP	
RTX122HD WITH HIGH DUMP	
SRX COMPACT HIGH-GRASS MOWER	20
SRX85 ^{NEW}	
SPX & STX LAWN TRACTORS	22
SPX107 ^{NEW}	
STX122 ^{NEW}	
ZTX ZERO TURN MOWERS	24
ZTX105	
ZTX175	
ZTX275	
ZTX350	
SPECIFICATIONS	30
ACCESSORIES	36



BRUSHLESS
MOTOR TECHNOLOGY



* Maximum initial battery voltage (measured without workload) is 82 Volt. Nominal voltage is 72.
** See operator's manual or dealer for complete warranty details, 2-year battery warranty valid for residential consumer use only.
*** Chainsaw for use with 2Ah battery only.

One Battery, Multiple Tools.

The Snapper XD 82 Volt Max* Lawn and Garden System powered by Briggs & Stratton offers powerful, durable and reliable battery powered tools that deliver on performance. The product range consists of walk behind mowers, handheld tools and a utility cart.

All products are compatible with a 2 Ah, 4 Ah or 5Ah Briggs & Stratton[®] Lithium-Ion Battery***. Trim, saw, clip and blow through your garden work with ease.



2 Ah, 4 Ah or 5Ah Lithium-Ion Battery



- 82V Max* Lithium-ion battery technology for consistent power.
- Four charging indicator lights display the level of charge.
- Charging time 2 Ah: 30 Minutes (100%).
- Charging time 4 Ah: 60 Minutes (100%).
- Charging time 5 Ah: 75 Minutes (100%).
- Charges with the Briggs & Stratton[®] Rapid Charging Station.

BSB2AH82 (2 Ah), BSB4AH82 (4 Ah), BSB5AH82 (5 Ah)

Rapid Battery Charging Station **EBSRC82**

- Charges Briggs & Stratton[®] 82V Max* 2 Ah, 4 Ah and 5Ah Lithium-ion batteries.
- Blue indicator lights display charging level diagnostics.
- Wall mountable.



Battery Harness **Part #: 770294**

- For use with our XD battery tools.





Hedge Trimmer **SXDHT82**

- 800 Watt high efficiency brushless engine.
- 26" / 66 cm high grade steel alloy blades.
- Up to 90 minutes* run time (Fully charged 2 Ah battery).
- Innovative 180° rotating handle locks in increments of 45° for easy angled operation.
- Unique blade reverse function helps remove jams effortlessly.
- Cast metal tip for bump protection.
- Comfortable, ergonomic rubber handle and touch points.



Leaf Blower **SXDBL82**

- 750 Watt high efficiency brushless engine.
- 201 km/h air speed; 14,2 m³/min air volume**.
- Up to 40 minutes* run time (Fully charged 2 Ah battery) .
- Infinite speed control maintains desired airflow at any speed.
- Stable, anti-tip base design.
- Metal tube bump/scrape protecting end ring.
- Comfortable, ergonomic rubber handle and touch points.

Utility Cart **ESXDUC82**

A self propelled cart that helps you moving heavy supplies and materials and includes a lift assistance that allows unloading with ease. Equipped with unique foldable drawbar which gives you the possibility to use this utility cart behind your tractor.

- High loading capacity of max. 100 kg / 106 L.
- Easy-to-control variable speed.
- Two forward speeds and one reverse.
- Lift assistance for easy unloading.
- 300 watt brushless engine.
- Unique foldable hitchpoint, to be used as a cart behind your tractor.

High loading capacity
max. 100 kg / 106 L



Easy to control
variable speed

Bed release lever
with lift assistance

Parking brake


Foldable
drawbar

Pneumatic turf friendly
traction tyres

Heavy duty transmission with
300 watt brushless motor

String Trimmer / Multi-tool **SXDST82**

- 800 Watt high efficiency brushless engine.
- 16"/41 cm cutting diameter.
- Up to 25 minutes* run time (Fully charged 2 Ah battery).
- Dual line bump feed head.
- Durable 1-inch aluminium shaft with cast metal connector.
- Push button multi-speed controls with indicator light.
- Comfortable, ergonomic rubber handle and touch points.
- Shoulder strap included.



Chainsaw **SXDCS82**

- 1200 Watt high efficiency brushless engine.
- Oregon® Chain 3/8 LP.
- 18" Oregon® Guide Bar 0,050" / 1,3 mm.
- Capable of 160+ cuts* 4" x 4" soft pine (Fully charged 2 Ah battery***).
- Auto-oil system for chain lubrication (200 ml capacity).
- Onboard tension adjustment tool.
- Rugged metal handle with comfortable, ergonomic rubber grip and touch points.
- Base-mounted metal gripping teeth for maximum cutting leverage.



String Trimmer / Multi-tool Attachments

Cultivator **Part #: 1696891**

- Aluminium shaft 1" / 2,54 cm – square spline.
- Working width 10" / 25 cm - or smaller when you take the two outer tines off.
- 12 teeth, 4 tines ø 20 cm.
- Cast aluminium housing.



Hedge Trimmer **Part #: 1696895**

- Aluminium shaft 1" / 2,54 cm – square spline.
- Cutting length 17" / 43 cm.
- 135° pivoting head.



Pole Saw **Part #: 1696893**

- Aluminium shaft 1" / 2,54 cm – square spline.
- Equipped with Oregon® guide bar and chain, length 10" / 25 cm.
- Automatic oiler.
- Oil tank.

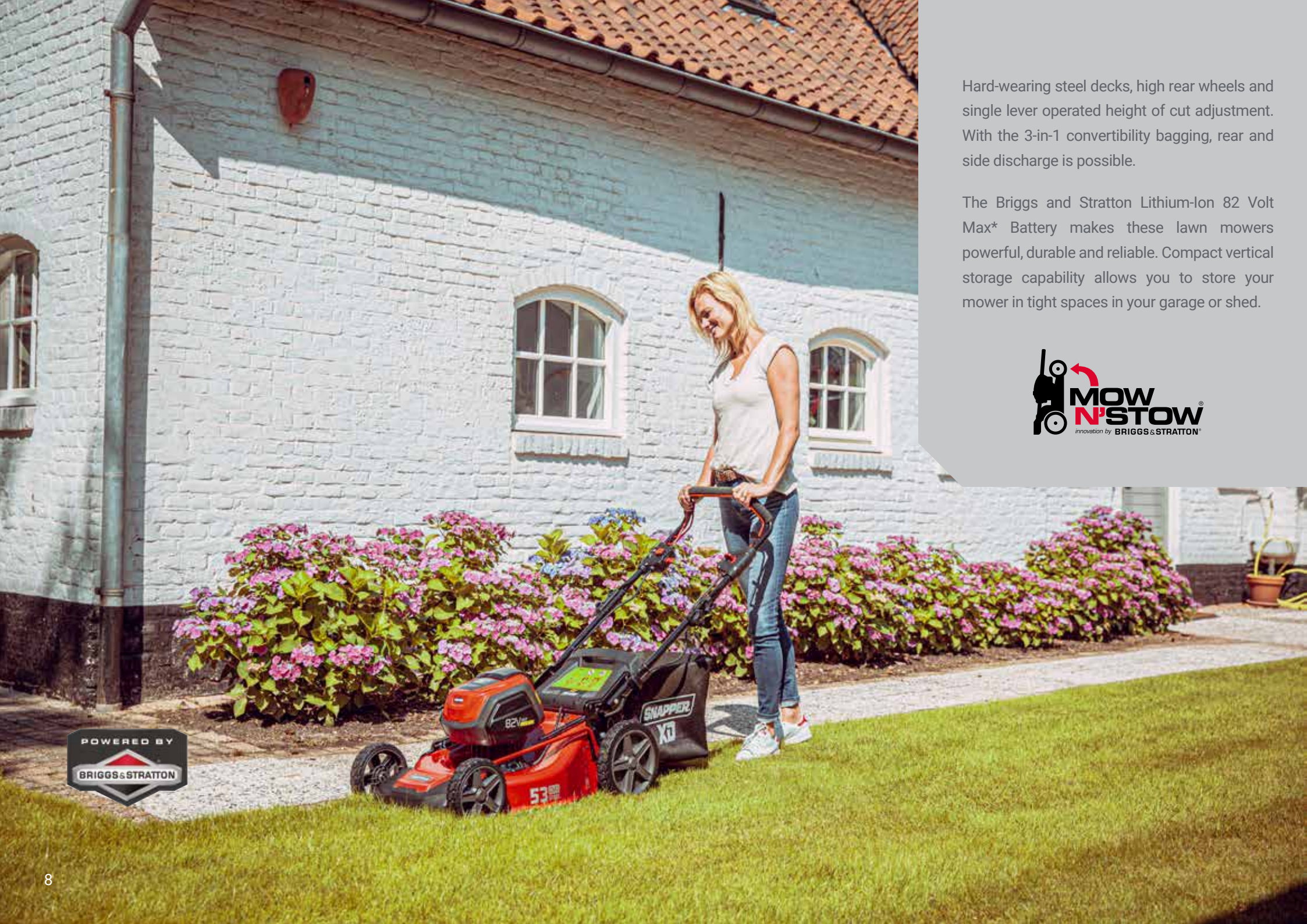


Extension Pole
Part #: 1696901

Brush Cutter **Part #: 1696899**

- Aluminium shaft 1" / 2,54 cm – square spline.
- Cutting width 10" / 25 cm.
- 3 teeth steel blade.
- Plastic Guard.
- Cast aluminium housing.





Hard-wearing steel decks, high rear wheels and single lever operated height of cut adjustment. With the 3-in-1 convertibility bagging, rear and side discharge is possible.

The Briggs and Stratton Lithium-Ion 82 Volt Max* Battery makes these lawn mowers powerful, durable and reliable. Compact vertical storage capability allows you to store your mower in tight spaces in your garage or shed.





SMART AND EFFICIENT

Load Sensing Technology detects grass cutting conditions and automatically delivers the power needed for the cutting environment. This results in an optimised runtime.



ALL ABOUT ERGONOMICS

Overmoulded rubber handle provides an ergonomic grip and comfort for the operator. It also includes easy-to-reach touch points, including push button start.



BRUSHLESS MOTOR TECHNOLOGY

A long life, 1000 or 1200-watt high-efficiency brushless motor provides the power and reliability you need to mow your lawn for years to come.



ESXD19PWM82K

- 82V Max* Lithium-Ion (2 Ah, 4 Ah or 5 Ah)
- 2x 2 Ah batteries included
- Run time 2 Ah battery: up to 40 min
- Charge time 2 Ah battery: 30 min
- Push
- Cutting width: 46 cm
- Bag capacity: 55 litres



ESXD19SPWM82K

- 82V Max* Lithium-Ion (2 Ah, 4 Ah or 5 Ah)
- 2x 2 Ah batteries included
- Run time 2 Ah battery: up to 35 min
- Charge time 2 Ah battery: 30 min
- Self propelled - variable speed
- Cutting width: 46 cm
- Bag capacity: 55 litres



ESXD21SPWM82K

- 82V Max* Lithium-Ion (2 Ah, 4 Ah or 5 Ah)
- 2x 2 Ah batteries included
- Run time 2 Ah battery: up to 30 min
- Charge time 2 Ah battery: 30 min
- Self propelled - variable speed
- Cutting width: 51 cm
- Bag capacity: 60 litres

* Maximum initial battery voltage (measured without a workload) is 82 Volt. Nominal voltage is 72.

XD

CORDLESS LAWN MOWERS



Meet the ERX96: an electric ride-on mower that makes mowing quiet, clean, and green. Powered by a 72 V LiFePO₄ battery, it can cut up to 5.000 m² on a single charge and recharges in just 2 hours with the included charger. This makes it perfect for small to medium-sized gardens.

With twin 1000 W deck motors and a 96 cm stamped deck, it delivers the same strong performance and clean finish you'd expect from a Snapper. Add LED headlights, a clear digital display, a sturdy steering wheel, and the ERX96 makes electric mowing refreshingly simple.



LIMITED
BATTERY
WARRANTY



LIMITED
PRODUCT
WARRANTY
* after registration



ERX96

Ideal for lawns up to
5.000 m²

**NEW
2026**

ERX

ELECTRIC RIDING MOWER



INTEGRATED HEADLIGHTS

Modern, built-in headlights providing great visibility.



INTUITIVE CONTROL LAYOUT

A compact LED information display sits on your right-hand side just above the ignition key, giving you all the essential information at a glance.



MULCH COVER INCLUDED

The ERX96 comes supplied with a mulch cover, allowing you to recycle grass clippings directly back into the lawn.



7 POSITION HEIGHT-OF-CUT

Your height-of-cut can easily be adjusted between 38 and 114 mm in 7 steps.

ERX96

- 72 V LiFePO₄ battery
- Charging time: approx. 2 hours
- Drive motor: 1000 W rear-wheel drive
- 96 cm cutting width
- Forward speed: 0 - 11,0 km/h
- Reverse speed: 0 - 4,2 km/h
- Tyres front/rear: 15" x 6" / 18" x 8,5"
- Mid-back seat
- Battery Warranty: 5-year limited*
- Product Warranty: 2 + 1-year limited, after registration

* Or 200 working hours, whatever comes first.
See operator's manual or dealer for complete warranty details.

Steel front bumper

The steel front bumper adds extra durability to the front-end of the rider.



Comfortable, premium mid-back seat

Welded front axle

The welded steel front axle provides stable handling and reliable performance for everyday mowing.

96 cm mower deck

The rigid deck features two powerful 1.000 W deck motors making the ERX96 well suited to various lawn conditions.

LiFePO₄ Battery Technology
The ERX96 uses a safe, durable LiFePO₄ battery that delivers stable performance and long service life.

For accessories see page 36.



The EZX107 Electric Zero Turn Mower brings modern electric performance to the agility of a zero turn mower. Powered by a 72 V LiFePO₄ battery, it can cut up to 7.000 m² on a single charge and recharges in around three hours with the included charger. Dual 750 W drive motors provide smooth, responsive zero-turn handling, while the 107 cm stamped deck and twin 1200 W deck motors deliver strong, consistent cutting.

A suspended seat with armrests, intuitive twin-stick steering, and a clear digital display keep you comfortable and in control. With LED headlights, adjustable maximum drive and blade speeds, and simple maintenance, the EZX107 makes electric zero turn mowing the easiest and greenest it's ever been.



LIMITED
BATTERY
WARRANTY



LIMITED
PRODUCT
WARRANTY
* after registration



EZX107

Ideal for lawns up to
7.000 m²

**NEW
2026**

EZX

ELECTRIC ZERO TURN MOWER



INTEGRATED HEADLIGHTS

Modern, built-in headlights providing great visibility.



INTUITIVE CONTROL LAYOUT

Push buttons under the informative LCD panel enable you to control the maximum drive and blade speeds in three steps, headlights and blade maintenance timer.



FAST CHARGING

Plug in the included charger and the EZX107 is ready to go again in around three hours. The plug features an LED charging status indicator.



12 POSITION HEIGHT-OF-CUT

Your height-of-cut can easily be adjusted between 38 and 114 mm in 12 steps and includes a height-of-cut limiter.

EZX107

- 72 V LiFePO₄ battery
- Charging time: approx. 3 hours
- Drive type: Electric, 2 x 750 W
- Deck motors: 2 x 1.200 W
- 107 cm cutting width
- Side discharge configuration, mulch cover included
- Forward speed: 0 - 12,8 km/h (3 drive speed settings)
- Reverse speed: 0 - 4,0 km/h
- Tyres front/rear: 13 x 5" / 20 x 8,0"
- Suspended mid-back seat with armrests
- USB-A and USB-C charging ports
- Battery Warranty: 5-year limited*
- Product Warranty: 2 + 1-year limited, after registration

* Or 200 working hours, whatever comes first.
See operator's manual or dealer for complete warranty details.



Comfortable seat
Adjustable suspended seat with armrests for optimal ergonomics.

Intuitive twin-stick steering
Twin-stick controls deliver smooth, responsive zero-turn manoeuvrability.

Easy mower deck lift
Adjust your cutting height quickly and easily with the mechanical deck lift.

LiFePO₄ Battery Technology
The EZX107 uses a safe, durable LiFePO₄ battery that delivers stable performance and long service life.

107 cm mower deck
The 107 cm stamped mower deck delivers strong, consistent cutting performance and is ideal for small to medium gardens.

Powerful electric deck motors
Two 1.200 Watt electric drive motors ensure a smooth cutting performance in various conditions.

For accessories see page 36.



The RPX™ collecting tractor line up delivers reliable performance and durability. Features include a sturdy Tuff-Torq® hydrostatic transmission and high-comfort ergonomic seating. Additionally each tractor has a well-equipped dashboard. All RPX lawn tractors are powered by reliable Briggs & Stratton® engines.

The smallest tractor, the RPX92, has a 92 cm cutting width and a total width of only 95 cm. This makes it the ideal collecting lawn tractor for gardens with narrow passages and gates. The larger 102 cm RPX102 boosts productivity even more, up to 8.200 m² per hour.

These hard working machines are easy to use and will leave your lawn looking great.



RPX92

Up to
7.400 m²/h

RPX102

Up to
8.200 m²/h

RPX102

Made in  Europe

RPX

LAWN TRACTORS WITH COLLECTOR



6 POSITION HEIGHT-OF-CUT

Your height-of-cut can easily be adjusted between 30 and 90 mm in 6 steps.



ERGONOMIC DASHBOARD

The dashboard includes an hour meter, RMO switch, parking brake and throttle lever.



INTEGRATED TOW HITCH

A convenient tow hitch is included on the back plate of the mower.

RPX92

- Briggs & Stratton 7160 EXi V-Twin
- 92 cm cutting width
- Fuel capacity: 8 litres
- Forward speed: 0 - 8,0 km/h
- Reverse speed: 0 - 5,0 km/h
- Tyres front/rear: 15" x 6" / 18" x 8,5"
- Premium, mid-back seat
- Bag capacity: 300 litres
- Product Warranty: 2-year limited
- Engine Warranty: 3-year limited

RPX102

- Briggs & Stratton 7220 EXi V-Twin
- 102 cm cutting width
- Fuel capacity: 8 litres
- Forward speed: 0 - 8,0 km/h
- Reverse speed: 0 - 5,0 km/h
- Tyres front/rear: 15" x 6" / 18" x 8,5"
- Premium, mid-back seat
- Bag capacity: 300 litres
- Product Warranty: 2-year limited
- Engine Warranty: 3-year limited



LED headlights

The RPX mowers feature a set of premium class LED headlights with daylight mode.

Steel front bumper

The steel front bumper adds extra durability to the front-end of the tractor.

Cast-iron front axle

The durable cast-iron pivoting front axle is made to last. It smoothly tracks over rough terrain for an even cut. The front wheels have ball bearings.

Comfortable, premium mid-back seat

Frame hung mower deck with wash port

The included anti-scalp wheels avoid scalping of your lawn on uneven terrain (RPX102).

Large collector capacity

The 300 litre bag features an ergonomic lever to empty the bag without having to leave your seat.

Large rear tyres

The 18" tyres provide superior traction in order to protect your turf.

Model Illustrated: RPX102

For accessories see page 36.



The Snapper RTX™ series continues to deliver top-of-the-range performance. These collecting lawn tractors are powerful, easy to operate, intelligent, and comfortable to use.

The RTX102 provides a compact 102 cm cutting width and includes the core features of the range, such as an LED display, cruise control, USB charging ports, a phone compartment, and an adjustable seat. The RTX102X builds on this with 4WD, a larger 380-litre collector and a differential-lock for improved traction.

At the top of the range, the RTX122 pairs a 122 cm deck with a 380-litre collector and is driven by a powerful Briggs & Stratton® 8270 PXi engine. Its high-grade K62 transmission and differential lock provides you with excellent control in the most demanding conditions.



RTX102 / RTX102X

Up to 8.200 / 9.200 m²/h

RTX122

Up to 9.800 m²/h



RTX102

Made in Europe 

RTX

LAWN TRACTORS WITH COLLECTOR



USB CHARGER PORT

The dashboard houses both a USB-A and USB-C charger port each delivering 2,4 A maximum.



ERGONOMIC DASHBOARD

The dashboard hosts a LED display, 2 USB ports, RMO switch, parking brake, cruise control, automatic mower shut off, throttle lever and a convenient pocket for your phone.



ADJUSTABLE SEAT

The premium seat can easily be adjusted to provide plenty of legroom.

RTX102 / RTX102X

- Briggs & Stratton 8240 PXi V-Twin
- Tuff Torq K46 transmission (2WD RTX102)
- Tuff Torq K664 with diff lock, KXH 10N front axle (4WD RTX102X)
- 102 cm cutting width
- Forward speed: 0 - 8,0 km/h / 0 - 9,0 km/h
- Reverse speed: 0 - 5,0 km/h / 0 - 6,0 km/h
- Tyres front/rear: 16" x 6,5" / 20" x 10"
- Premium high-back seat
- Bag capacity: 320 litres / 380 litres
- Mulch plug included
- Product Warranty: 2-year limited
- Engine Warranty: 3-year limited

RTX122

- Briggs & Stratton 8270 PXi V-Twin
- Tuff Torq K62 transmission with differential lock
- 122 cm cutting width
- Forward speed: 0 - 8,0 km/h
- Reverse speed: 0 - 5,0 km/h
- Tyres front/rear: 16" x 6,5" / 20" x 10"
- Premium high-back seat
- Bag capacity: 380 litres
- Mulch plug included
- Product Warranty: 2-year limited
- Engine Warranty: 3-year limited



Differential lock
Provides better traction in slippery conditions (RTX102X and RTX122).

LED headlights
The RTX mowers feature a set of premium class LED headlights with daylight mode.

Comfortable, premium high-back seat

12 litre fuel tank with clearly readable fuel meter

Large collecting bag
Both the 320 and the 380 litre bag feature an ergonomic lever to empty the bag without having to leave your seat.

Large 20" rear tyres

Rigid steel mower deck with wash port
The included anti-scalp wheels avoid scalping of your lawn on uneven terrain.

Cast-iron front axle
The durable cast-iron pivoting front axle is made to last. It smoothly tracks over rough terrain for an even cut. The front wheels have ball bearings.

Deck protection rails
Prolong the life of your mower deck with these replaceable rails.

Model illustrated: RTX122
For accessories see page 36.



The RTX™ High Dump Series delivers semi-pro precision mowing and efficient collection. With a powerful high dump system it's the perfect choice for tackling large areas like parks, camp sites, sports fields and private grounds.

The RTX102HD, with 2WD and a 102 cm cutting width, is perfect when you require manoeuvrability. For more challenging terrain, the RTX102XD adds the extra traction of 4WD, while the RTX122HD's 122 cm deck allows you to cover more ground in fewer passes.

The 400-litre high dump collection system is electric-activated. It boasts a maximum lift height of 187 cm letting you unload directly into a container or onto a trailer.

Under the hood, the RTX™ High Dump Series features a Briggs & Stratton 8270 PXi V-Twin engine, a Tuff Torq K664 transmission, and reinforced commercial-grade components, including heavy-duty bearings, spindles, pulleys, and belts.



RTX102HD / RTX102XD

Up to 8.200 m²/h

RTX122HD

Up to 9.800 m²/h



RTX122HD



RTX

LAWN TRACTORS WITH HIGH DUMP




7 POSITION HEIGHT-OF-CUT

Your height-of-cut can easily be adjusted between 25 and 95 mm in 7 steps. Set a minimum height with the integrated limiter.



STEERING WHEEL SPINNER KNOB

The steering wheel with a knob allows for effortless one-handed operation, making maneuvering and backing up significantly easier.



HIGH DUMP COLLECTION SYSTEM

The high dump mechanism lifts the collector up to 187 cm in 4.5 seconds for effortless dumping in containers and trailers.

RTX102HD / RTX102XD

- Briggs & Stratton 8270 PXi V-Twin
- Tuff Torq K664 transmission with differential lock
- Tuff Torq KXH 10N front axle (4WD RTX102XD)
- 102 cm cutting width
- Forward speed: 0 - 8,0 km/h
- Reverse speed: 0 - 5,0 km/h
- Tyres front/rear: 16" x 6,5" / 20" x 10"
- Premium high-back seat
- Bag capacity: 400 litres
- Product Warranty: 2-year limited
- Engine Warranty: 3-year limited

RTX122HD

- Briggs & Stratton 8270 PXi V-Twin
- Tuff Torq K664 transmission with differential lock
- 122 cm cutting width
- Forward speed: 0 - 8,0 km/h
- Reverse speed: 0 - 5,0 km/h
- Tyres front/rear: 16" x 6,5" / 20" x 10"
- Premium high-back seat
- Bag capacity: 400 litres
- Product Warranty: 2-year limited
- Engine Warranty: 3-year limited



Model Illustrated: RTX122HD

For accessories see page 36.



**NEW
2026**

The SRX85 Compact High-Grass Mower is built to take on tall, overgrown grass without breaking a sweat. It's the ideal choice for holiday home gardens and orchards. Its low-centre-of-gravity design and agricultural type tyres ensure reliable grip on slopes up to 18°, and is supported by a Tuff Torq® K46 hydrostatic drive for smooth handling.

Powered by a reliable Briggs & Stratton® 7160 EXi V-Twin engine and equipped with an 85 cm welded steel deck and a swing-back blade, the SRX85 delivers robust cutting performance and lasting durability. Add in thoughtful details like LED headlights, intuitive stick-style speed control, and Automatic Controlled Traction™ and you've got a mower that makes catching up on your turf maintenance feel more like a breeze than a chore.



SRX85

Up to
7.200 m²/h



Made in **Europe** 

SRX

COMPACT HIGH-GRASS MOWER



SIMPLIFIED CONTROL PANEL

The SRX85 features a straightforward, easy-to-read control layout with an integrated hour meter, so you can focus on what really matters: mowing.



INTUITIVE STICK-STYLE SPEED CONTROL

Control forward, reverse, and driving speed precisely using a stick-style lever at your side with integrated cruise control functionality.



CONVENIENT STORAGE COMPARTMENT

Perfect for securing tools, gloves, or personal items while you focus on getting the work done.



LOW CENTRE OF GRAVITY DESIGN

With a low engine and seat position, the SRX85 keeps its centre of gravity close to the ground. This improves stability and control, especially when mowing slopes up to 18°.

SRX85

- Briggs & Stratton® 7160 EXi V-Twin engine
- Tuff Torq® K46 DE hydrostatic transmission with Automatic Controlled Traction™
- 85 cm welded steel cutting deck
- Single swing-back blade for high grass and uneven terrain
- Cutting height: 35–85 mm (5 positions)
- Forward speed: 0 – 8.5 km/h
- Agricultural tyres for improved grip
- Tyres front/rear: 13" x 5" / 16" x 6.5"
- Cruise control and electric blade engagement
- Fuel capacity: 10 litres
- Premium mid-back seat
- Mulch Kit optional
- Product Warranty: 2-year limited
- Engine Warranty: 3-year limited



For accessories see page 36.

SPX

SIDE DISCHARGE LAWN TRACTOR

The SPX107 side discharge tractor pairs a 107 cm deck with a Briggs & Stratton® V-Twin engine for smooth, consistent cutting. Easy to handle, comfortable to operate, and simple to maintain.



STEEL FRONT BUMPER

The steel front bumper adds extra durability to the front-end of the tractor.



6 POSITION HEIGHT-OF-CUT

Your height-of-cut can easily be adjusted between 30 and 70 mm in 6 steps.



OUTSTANDING DURABILITY

Durable pivoting cast-iron front axle and front wheel ball bearings.



RELIABLE POWER

The Briggs & Stratton V-Twin engine ensures a smooth, consistent cut.



Comfortable mid-back seat
Designed to keep you comfortable and supported during your regular mowing routine.

LED headlights
These powerful LED headlights light the path.

Cast-iron front axle
The durable cast-iron pivoting front axle is made to last. It smoothly tracks over rough terrain for an even cut.

Durable stamped steel mower deck
Supported by three deck wheels for smooth, even cutting.

**NEW
2026**

SPX107

- Briggs & Stratton 7160 EXi V-Twin
- Tuff Torq K46 transmission
- 107 cm cutting width
- Side discharge deck, mulching kit optional
- Fuel capacity: 8 litres
- Forward speed: 0 - 8,0 km/h
- Reverse speed: 0 - 5,0 km/h
- Tyres front/rear: 15" x 6" / 18" x 8,5"
- Comfortable mid-back seat
- Product Warranty: 2-year limited
- Engine Warranty: 3-year limited



SPX107

Up to
8.500 m²/h



For accessories see page 36.

Made in
Europe 



ERGONOMIC DASHBOARD

The STX122 offers cruise control, an hour meter, and an RMO switch within easy reach. This is complemented by a clear informative LED display and USB-A and USB-C charging ports.

**NEW
2026**



CENTRECUT™⁺

CONVERTIBLE MOWING TECHNOLOGY

No longer compromise between the convenience of rear discharge and the high-volume output that comes with side discharge. The new STX122 is equipped with the latest generation in mower deck design: CentreCut™ Plus. Standard equipped with a half height mulching baffle and Eliminator® blades, this new deck design delivers the perfect balance of high-volume mowing capacity and excellent mulching results, with the benefits of compact, rear dispersion of clippings.

STX122

- Briggs & Stratton 8240 PXi V-Twin
- Tuff Torq K46 transmission
- 122 cm cutting width
- CentreCut™ Plus rear discharge deck
- Fuel capacity: 12 litres
- Forward speed: 0 - 8,0 km/h
- Reverse speed: 0 - 5,0 km/h
- Tyres front/rear: 16" x 6,5" / 20" x 10"
- Premium adjustable high-back seat
- Product Warranty: 2-year limited
- Engine Warranty: 3-year limited



Storage compartment
Perfect for securing tools, gloves, or personal items while you focus on getting the work done.

Tow Hitch



LED headlights
These powerful LED headlights light the path.

Comfortable, premium high-back seat

Protection rail
The durable protection rail protects the machine and provides a stable grip when leaning outwards while mowing edges.

Large 12 litre fuel tank

Cast-iron front axle
The durable cast-iron pivoting front axle is made to last. The front wheels have ball bearings.

Rigid welded steel CentreCut™ Plus mower deck with wash port
The included anti-scalp wheels avoid scalping of your lawn on uneven terrain.

Deck protection rails
Prolong the life of your mower deck with these replaceable rails.

STX

CENTRECUT™ PLUS REAR DISCHARGE LAWN TRACTOR

The STX122 stands out with its heavy-duty welded CentreCut™ Plus deck and wide 122 cm cutting width. Powered by a dependable Briggs & Stratton® V-Twin engine, it's a strong, low-maintenance choice for homeowners who want a tougher, clean-cutting mower without collection.



STX122

Up to
9.800 m²/h



For accessories see page 36.

Made in Europe



The ZTX105 brings a whole new level of performance to the comprehensive Snapper zero turn range. Designed for maximum garden access, this compact zero turn mower gets to places other zero turns cannot go. It's compact size makes it easy to navigate even the tightest parts of your lawn and takes up less space when in storage.

Our convertible CentreCut™ mowing technology offers total flexibility without stress of choice when buying your next mower. With the side discharge kit fitted you will have the highest mowing capacity possible. The rear discharge kit comes with a half height mulching baffle and Eliminator® blades and provides a perfect balance between mowing capacity and mulching performance. If you require the best mulching performance, you can mount the optional mulching kit.

CENTRE CUT™
CONVERTIBLE MOWING TECHNOLOGY



ZTX105

Up to
7.300 m²/h

ZTX105
WITH REAR DISCHARGE KIT FITTED

ZTX

ZERO TURN MOWERS



COMPACT DESIGN

With 98 cm total width, the ZTX105 is smallest in class but delivers unparalleled garden access.



CENTRECUT™ MOWER DECK

Durable, fabricated steel CentreCut™ mower deck. Should you need a different cutting configuration in the future, then you will only need a new kit.



FOOT-ASSISTED MOWER DECK LIFT

Adjust the cutting height conveniently in 7 steps ranging from 38 to 110 mm.



BRIGGS & STRATTON® ENGINE

The EXi engine provides consistent starting and guarantees durable performance.

Control panel

Ergonomically placed control panel for easy access. With integrated parking brake.

Comfortable seat

Adjustable seat with arm rests for optimal ergonomics.

Reliable power

Our zero turns are powered by reliable Briggs & Stratton engines.

Foot-assisted mower deck lift

No more heavy manual lifting of the mower deck.



Commercial-style welded steel frame

The ZTX series can withstand even the roughest terrains.

Durable, fabricated steel CentreCut™ mower deck

ZTX105

- Briggs & Stratton 7220 EXi V-Twin
- 91 cm cutting width
- Hydro-Gear® EZT® transmissions
- Available in side or rear discharge configuration
- Forward speed: 0 - 8,0 km/h
- Reverse speed: 0 - 4,0 km/h
- Tyres front/rear: 11 x 4" / 18 x 6,5"
- Cargo bed optional
- Product Warranty: 3-year limited
- Engine Warranty: 3-year limited

For accessories see page 37.



Designed for bigger lawns, the ZTX175 and ZTX275 deliver the next level in superb all round cutting performance.

Our convertible CentreCut™ mowing technology offers total flexibility without stress of choice when buying your next zero turn mower.

The ZTX175 and ZTX275 zero turns will be delivered by your dealer with either a side or rear discharge configuration kit already fitted. Should you need a different cutting configuration in the future, then you will only need a new kit instead of buying a whole new mower deck or even a new zero turn.

CENTRECUT™

CONVERTIBLE MOWING TECHNOLOGY



ZTX175

Up to
11.800 m²/h

ZTX275

Up to
13.400 m²/h

ZTX275





EASY ENGINE ACCESS

Flip up the cargo bed easily for full access to the engine compartment.



ENGINE PROTECTION

This wrap-around steel engine enclosure helps protect critical components.



INTUITIVE CONTROLS

Easy-to-use lawn mower controls, including an hour meter, are all within reach.

ZTX175

- Briggs & Stratton 7220 EXi V-Twin
- 107 cm cutting width
- Hydro-Gear® EZT® transmissions
- Available in side or rear discharge configuration
- Forward speed: 0 - 11,0 km/h
- Reverse speed: 0 - 4,0 km/h
- Tyres front/rear: 11 x 6" / 18 x 8,5"
- Cargo bed optional
- Product Warranty: 3-year limited
- Engine Warranty: 3-year limited

ZTX275

- Briggs & Stratton 8240 PXi V-Twin
- 122 cm cutting width
- Hydro-Gear® EZT® transmissions
- Available in side or rear discharge configuration
- Forward speed: 0 - 11,0 km/h
- Reverse speed: 0 - 4,0 km/h
- Tyres front/rear: 11 x 6" / 20 x 8"
- Cargo bed included
- Mid-back, premium seat
- Product Warranty: 3-year limited
- Engine Warranty: 3-year limited



Control panel
Ergonomically placed control panel for easy access. With integrated parking brake.

Comfortable, mid-back premium seat on ZTX275
Adjustable seat with arm rests for optimal ergonomics.

Integrated rear cargo bed on ZT275
Provides on-the-go versatility and convenience for working in the garden.

Hydro-Gear® EZT® transmissions

Durable, fabricated steel CentreCut™ mower deck

Foot-assisted mower deck lift
No more heavy manual lifting of the mower deck.

Commercial-style welded steel frame
The ZTX series can withstand even the roughest terrains.

Model illustrated:
ZTX275 with side discharge kit fitted

For accessories see page 37.

ZTX

ZERO TURN MOWERS



The ZTX350 represents the ultimate level of all round premium performance for the most demanding home owner. From cutting flexibility and versatility to driver comfort and efficiency, the ZTX350 delivers it all.



ZTX350

Up to
15.800 m²/h



ZTX

ZERO TURN MOWERS



FOOT-ASSISTED MOWER DECK LIFT

No more heavy manual lifting of the mower deck.



LARGE REAR TYRES

The large 20" rear tyres provide superior traction in order to protect your turf.



DURABLE MOWER DECK

132 cm fabricated steel mower deck.



INTUITIVE CONTROLS

Easy-to-use lawn mower controls, including an hour meter, are all within reach.

ZTX350

- Briggs & Stratton 8270 PXi V-Twin
- 132 cm cutting width
- Hydro-Gear® ZT-2800® transmissions
- Forward speed: 0 - 12,0 km/h
- Reverse speed: 0 - 4,0 km/h
- Tyres front/rear: 11 x 6" / 20 x 10"
- Cargo bed included
- Mid-back, premium seat
- Product Warranty: 3-year limited
- Engine Warranty: 3-year limited



For accessories see page 37.

CORDLESS LAWN MOWERS

SPECIFICATIONS

Model Name	ESXD19PWM82K BATTERY XD	ESXD19SPWM82K BATTERY XD	ESXD21SPWM82K BATTERY XD
Power			
Max Voltage*	82V	82V	82V
Battery	Lithium-Ion 2Ah, 4Ah or 5Ah	Lithium-Ion 2Ah, 4Ah or 5Ah	Lithium-Ion 2Ah, 4Ah or 5Ah
Quantity of batteries	2 x 2Ah Included	2 x 2Ah Included	2 x 2Ah Included
Rapid Charger	Included	Included	Included
Charge Time at 100%	2Ah - 30 min 4Ah - 60 min 5Ah - 75 min	2Ah - 30 min 4Ah - 60 min 5Ah - 75 min	2Ah - 30 min 4Ah - 60 min 5Ah - 75 min
Run Time**	2 Ah: up until 40 min	2 Ah: up until 35 min	2 Ah: up until 30 min
Motor	Brushless, 1000 Watts	Brushless, 1000 Watts	Brushless, 1200 Watts
Deck			
Size (Cutting Width)	46 cm	46 cm	51 cm
Deck Material	Steel	Steel	Steel
Deck Type	3-in-1	3-in-1	3-in-1
Height-of-Cut	1 point, 7 positions 25 - 80 mm	1 point, 7 positions 25 - 80 mm	1 point, 7 positions 25 - 80 mm
Blade Type	Steel	Steel	Steel
Transmission			
Transmission Style	Push	Self Propelled	Self Propelled
Drive Type	-	Variable Speed	Variable Speed
Forward Speeds	-	3 - 6 km/h	3 - 6 km/h
Other Features			
Wheel Size (Front / Rear)	8" / 10"	8" / 10"	8" / 10"
Handle Type	Quick release & Lock-in holes	Quick release & Lock-in holes	Quick release & Lock-in holes
Storage Possibility	Mow N' Stow	Mow N' Stow	Mow N' Stow
Bag Capacity	55 litres	55 litres	60 litres
Weight	31,4 kg	32,4 kg	37,1 kg
Product Warranty***	5 year	5 year	5 year
Battery Warranty***	2 year	2 year	2 year



* Maximum initial battery voltage (measured without a workload) is 82 Volt. Nominal voltage is 72.

** Run time and output capacity may be affected by conditions and usage.

*** See operator's manual or dealer for complete warranty details; 2-year battery warranty valid for residential consumer only.

ELECTRIC RIDER & ZERO TURN MOWER

SPECIFICATIONS

Model Name	ERX96	EZX107
Power	Electric Rider	Electric Zero Turn
Battery	72 V, 27.6 Ah, LiFePo ₄	72 V, 44 Ah, LiFePo ₄
Charging Time	~ 2 hours	~ 3 hours
Charger	15 A Fast Charger Included	15 A Fast Charger Included
Transmission & Chassis		
Drive Type	Electric, 1.000 W	Electric, 2 x 750 W
Drive Configuration	Rear Wheel Drive	Rear Wheel Drive
Forward Speed	0 - 11,0 km/h	0 - 12,8 km/h
Reverse Speed	0 - 4,2 km/h	0 - 4,0 km/h
Tyres Front/Rear	15" x 6" / 18 x 8.5"	13" x 5" / 20 x 8"
Tow Hitch	Yes	Yes
Mower		
Cutting Width	96 cm	107 cm
Deck Construction	Stamped Steel	Stamped Steel
Deck Type	Side Discharge	Side Discharge
Deck Motor	2 x 1.000 W	2 x 1.200 W
Anti-scalp Wheels	2	2
Height-of-Cut	7 positions / 38 - 114 mm	12 positions / 38 - 114 mm
Blades	2	2
Mower Deck Lift	Mechanical	Mechanical
Blade Engagement	Electric	Electric
Other		
Seat	15" Mid-back	15" Suspended Mid-back & Armrests
Wash Port	Yes	Yes
Mulch Cover	Included	Included
USB Socket	-	1x USB-C, 1x USB-A
Dimensions & Warranty		
Length	165 cm	168 cm
Width (deflector up/down)	103 / 118 cm	117 / 132 cm
Height	110 cm	110 cm
Assembled Weight	150 kg	228 kg
Product Warranty	2+ 1 year limited	2+ 1 year limited
Battery Warranty	5 year limited*	5 year limited*



* Or 200 working hours, whatever comes first. See operator's manual or dealer for complete warranty details.

LAWN TRACTORS WITH COLLECTOR SPECIFICATIONS

Model Name	RPX92	RPX102	RTX102	RTX102X	RTX122
Power	Rear Collection	Rear Collection	Rear Collection	Rear Collection	Rear Collection
Engine Make	Briggs & Stratton	Briggs & Stratton	Briggs & Stratton	Briggs & Stratton	Briggs & Stratton
Engine Model	7160 EXi V-Twin	7220 EXi V-Twin	8240 PXi V-Twin	8240 PXi V-Twin	8270 PXi V-Twin
Cylinders	2	2	2	2	2
Starting System	Electric Start	Electric Start	Electric Start	Electric Start	Electric Start
Fuel Capacity	8 litres	8 litres	12 litres	12 litres	12 litres
Transmission					
Drive Type	Tuff Torq® K46	Tuff Torq® K46	Tuff Torq® K46	Tuff Torq® K664 & KXH 10N	Tuff Torq® K62
Drive Configuration	2WD	2WD	2WD	4WD	2WD
Forward Speed	0 - 8,0 km/h	0 - 8,0 km/h	0 - 8,0 km/h	0 - 9,0 km/h	0 - 8,0 km/h
Reverse Speed	0 - 5,0 km/h	0 - 5,0 km/h	0 - 5,0 km/h	0 - 6,0 km/h	0 - 5,0 km/h
Differential Lock	-	-	-	Yes	Yes
Cruise Control	-	-	Yes	Yes	Yes
Chassis					
Front Axle	Cast Iron	Cast Iron	Cast Iron	Tuff Torq KXH 10N	Cast Iron
Tyres Front/Rear	15" x 6" / 18" x 8.5"	15" x 6" / 18" x 8.5"	16" x 6.5" / 20" x 10"	16" x 6.5" / 20" x 10"	16" x 6.5" / 20" x 10"
Mower Deck Lift	Mechanical	Mechanical	Mechanical	Mechanical	Mechanical
Blade Engagement	Electric	Electric	Electric	Electric	Electric
Tow Hitch	Included	Included	Included	Included	Included
Dimensions					
Length	243 cm	243 cm	243 cm	243 cm	243 cm
Width	95 cm	106 cm	108 cm	108 cm	126 cm
Height	114 cm	117 cm	132 cm	132 cm	132 cm
Assembled Weight	226 kg	255 kg	271 kg	330 kg	295 kg
Mower					
Cutting Width	92 cm	102 cm	102 cm	102 cm	122 cm
Deck Construction	Stamped Steel	Stamped Steel	Stamped steel & protection rails	Stamped steel & protection rails	Stamped steel & protection rails
Anti-scalp Wheels	0	4	4	4	4
Collector Capacity	300 litres	300 litres	320 litres	380 litres	380 litres
Height-of-Cut	6 positions / 30 - 90 mm	6 positions / 30 - 90 mm	7 positions / 25 - 95 mm	7 positions / 25 - 95 mm	7 positions / 25 - 95 mm
Blades	2	2	2	2	2
Seat	Premium Mid-Back	Premium Mid-Back	Premium High-Back	Premium High-Back	Premium High-Back
Wash Port	Yes	Yes	Yes	Yes	Yes
Mulch Kit/Plug	Optional	Optional	Included	Included	Included
USB Socket	-	-	1x USB-C, 1x USB-A	1x USB-C, 1x USB-A	1x USB-C, 1x USB-A
Product Warranty	2-Year Limited	2-Year Limited	2-Year Limited	2-Year Limited	2-Year Limited
Engine Warranty	3-Year Limited	3-Year Limited	3-Year Limited	3-Year Limited	3-Year Limited

LAWN TRACTORS WITH HIGH DUMP SPECIFICATIONS

Model Name	RTX102HD	RTX102XD	RTX122HD
	High Dump Collection	High Dump Collection	High Dump Collection
Power			
Engine Make	Briggs & Stratton	Briggs & Stratton	Briggs & Stratton
Engine Model	8270 PXi V-Twin	8270 PXi V-Twin	8270 PXi V-Twin
Cylinders	2	2	2
Starting System	Electric Start	Electric Start	Electric Start
Fuel Capacity	12 litres	12 litres	12 litres
Transmission			
Drive Type	Tuff Torq® K664	Tuff Torq® K664 & KXH 10N	Tuff Torq® K664
Drive Configuration	2WD	4WD	2WD
Forward Speed	0 - 8,0 km/h	0 - 8,0 km/h	0 - 8,0 km/h
Reverse Speed	0 - 5,0 km/h	0 - 5,0 km/h	0 - 5,0 km/h
Differential Lock	Yes	Yes	Yes
Cruise Control	Yes	Yes	Yes
Chassis			
Front Axle	Cast Iron	Cast Iron	Cast Iron
Tyres Front/Rear	16" x 6.5" / 20" x 10"	16" x 6.5" / 20" x 10"	16" x 6.5" / 20" x 10"
Mower Deck Lift	Mechanical	Mechanical	Mechanical
Blade Engagement	Electric	Electric	Electric
Tow Hitch	Included	Included	Included
Dimensions			
Length	286 cm	286 cm	286 cm
Width	108 cm	108 cm	126 cm
Height	143 cm	143 cm	143 cm
Assembled Weight	389 kg	399 kg	392 kg
Mower			
Cutting Width	102 cm	102 cm	122 cm
Deck Construction	Stamped steel & protection rails	Stamped steel & protection rails	Stamped steel & protection rails
Anti-scalp Wheels	4	4	4
Collector Capacity	400 litres	400 litres	400 litres
Maximum Lift Height	187 cm	187 cm	187 cm
Height-of-Cut	7 positions / 25 - 95 mm	7 positions / 25 - 95 mm	7 positions / 25 - 95 mm
Blades	2	2	2
Seat	Premium High-Back	Premium High-Back	Premium High-Back
Wash Port	Yes	Yes	Yes
USB Socket	1x USB-C, 1x USB-A	1x USB-C, 1x USB-A	1x USB-C, 1x USB-A
Product Warranty	2-Year Limited	2-Year Limited	2-Year Limited
Engine Warranty	3-Year Limited	3-Year Limited	3-Year Limited



LAWN TRACTORS

SPECIFICATIONS

Model Name	SRX85	SPX107	STX122
	Rear Discharge	Side Discharge	CentreCut™ Plus Rear Discharge
Power			
Engine Make	Briggs & Stratton	Briggs & Stratton	Briggs & Stratton
Engine Model	7160 EXi V-Twin	7160 EXi V-Twin	8240 PXi V-Twin
Cylinders	2	2	2
Starting System	Electric Start	Electric Start	Electric Start
Fuel Capacity	10 litres	8 litres	12 litres
Transmission			
Drive Type	Tuff Torq® K46	Tuff Torq® K46	Tuff Torq® K46
Forward Speed	0 - 8,5 km/h	0 - 8,0 km/h	0 - 8,0 km/h
Reverse Speed	0 - 4,5 km/h	0 - 5,0 km/h	0 - 5,0 km/h
Differential Lock	Automatic Controlled Traction™	-	-
Chassis			
Front Axle	Cast Iron	Cast Iron	Cast Iron
Tyres Front/Rear	13" x 5" / 16" x 6" Agri tread	15" x 6" / 18" x 8,5"	16" x 6,5" / 20" x 10"
Mower Deck Lift	Mechanical	Mechanical	Mechanical
Blade Engagement	Electric	Electric	Electric
Dimensions			
Length	192 cm	187 cm	189 cm
Width SD (deflector up/down)	-	124 / 139 cm	-
Width RD	89 cm	-	127 cm
Height	100 cm	115 cm	123 cm
Assembled Weight	250 kg	215 kg	285 kg
Mower			
Cutting Width	85 cm	107 cm	122 cm
Deck Construction	Welded Steel	Stamped Steel	Welded Steel
Deck Configuration	Rear Discharge	Side Discharge	CentreCut™ Plus Rear Discharge
Anti-scalp Wheels	-	3	2
Height-of-Cut	5 positions / 35-85 mm	6 positions / 30-70 mm	7 positions / 35-90 mm
Blades	1, with swing-back cutter blades	2	3
Seat	Premium Mid-Back	Mid-Back	Premium High-Back
Wash Port	-	Yes	Yes
Mulch Kit/Plug	Optional	Optional	Optional
Cruise Control	Yes	-	Yes
Product Warranty	2-Year Limited	2-Year Limited	2-Year Limited
Engine Warranty	3-Year Limited	3-Year Limited	3-Year Limited

ZERO TURN MOWERS

SPECIFICATIONS

Model Name	ZTX105	ZTX175	ZTX275	ZTX350
	Side / Rear Discharge	Side / Rear Discharge	Side / Rear Discharge	Side Discharge
Power				
Engine Make	Briggs & Stratton	Briggs & Stratton	Briggs & Stratton	Briggs & Stratton
Engine Model	7220 EXi V-Twin	7220 EXi V-Twin	8240 PXi V-Twin	8270 PXi V-Twin
Cylinders	2	2	2	2
Starting System	Electric Start	Electric Start	Electric Start	Electric Start
Fuel Capacity	11 litres	11 litres	11 litres	11 litres
Transmission				
Drive Type	Hydro-Gear® EZT®	Hydro-Gear® EZT®	Hydro-Gear® EZT®	Hydro-Gear® ZT-2800®
Forward Speed	0 - 8,0 km/h	0 - 11,0 km/h	0 - 11,0 km/h	0 - 12,0 km/h
Reverse Speed	0 - 4,0 km/h	0 - 4,0 km/h	0 - 4,0 km/h	0 - 4,0 km/h
Chassis				
Frame	Welded Steel	Welded Steel	Welded Steel	Welded Steel
Tyres Front/Rear	11" x 4" / 18" x 6,5"	11" x 6" / 18" x 8,5"	11" x 6" / 20" x 8"	11" x 6" / 20" x 10"
Turning Radius	0 cm	0 cm	0 cm	0 cm
Mower Deck Lift	Foot operated	Foot operated	Foot operated	Foot operated
Blade Engagement	Electric	Electric	Electric	Electric
Dimensions				
Length	178 cm	187 cm	187 cm	187 cm
Width SD deck (deflector up/down)	98 / 126 cm	112 / 139 cm	125 / 151 cm	136 / 167 cm
Width RD deck	98 cm	112 cm	125 cm	-
Height	107 cm	101 cm	105 cm	105 cm
Weight	226 kg	250 kg	288 kg	311 kg
Mower				
Cutting Width	91 cm	107 cm	122 cm	132 cm
Deck Construction	Fabricated steel	Fabricated steel	Fabricated steel	Fabricated steel
Deck Configuration	CentreCut™	CentreCut™	CentreCut™	Side Discharge
Anti-scalp Wheels	-	2	2	2
Height-of-Cut	7 positions 38 - 110 mm	13 positions 38 - 110 mm	13 positions 38 - 110 mm	13 positions 38 - 110 mm
Blades	2	2	3	3
Seat	Mid-back & armrests	Mid-back & armrests	Premium mid-back & armrests	Premium mid-back & armrests
Cargo Bed*	Optional	Optional	Included	Included
Fuel Gauge	-	-	-	Yes, in tank
Wash Port	Yes	Yes	Yes	Yes
Mulch Kit	Optional	Optional	Optional	Optional
Product Warranty	3-Year Limited	3-Year Limited	3-Year Limited	3-Year Limited
Engine Warranty	3-Year Limited	3-Year Limited	3-Year Limited	3-Year Limited

* 22,7 kg. capacity, do not overload; do not carry passengers. See operator's manual for details.

LAWN TRACTORS

ACCESSORIES

DESCRIPTION	PART#	RPX92	RPX102	RTX102 / RTX102X	RTX122	RTX102HD	RTX102XD / RTX122HD	SPX107	STX122
MODEL NUMBER		2692054	2692055	2692056 2692101	2692057	2692083	2692084 2692085	2692087	2692094
Armrest Kit	1687810YP
Height-of-Cut Limiter	84011449			.	.	Included	Included		Included
Mulch Kit		1697609	1697606	Included	Included	1697626	1697626 / 1697625	1697619	84014006
Side Discharge Kit Requires: Blades (3) Requires: Chute Assembly Requires: High Rear Baffle									.
									1759055YP 1697673 84014006
Rear Deflector Chute	1697608				
Sweeping Brush 120 cm Requires: Multi Front Carrier Requires: Drive Kit Requires: Drive Belt	1697555		
				1697556	1697556	1697556	1697556		1697556
				1697559	1697559	1697559	1697559		1697559
				84012447	84012447	84012447	84012447		84012447
Snow Blade 120 cm Requires: Standard Front Carrier	1697547
		1697607	1697607	1697557	1697557	1697557	1697557	1697607	1697557
Snow Blade 120 cm Requires: Multi Front Carrier	1697553		
				1697556	1697556	1697556	1697556		1697556
Snow Thrower 100 cm Requires: Multi Front Carrier Requires: Drive Kit Requires: Chute Control Kit Requires: Drive Belt	1697554		
				1697556	1697556	1697556	1697556		1697556
				1697559	1697559	1697559	1697559		1697559
				1697618	1697618	1697618	1697618		1697618
				84012447	84012447	84012447	84012447		84012447
Snow Chains (Pair for 18" tyres)	1697611	.	.					.	
Snow Chains (Pair for 20" tyres)	1697562		
Standard Front Carrier		1697607	1697607	1697557	1697557	1697557	1697557	1697607	1697557
Multi Front Carrier	1697556		
Drive Kit	1697559		
Chute Control Kit	1697618		
Drive Belt	84012447		
Discharge Tunnel Scraper	84013406	.	.	./.	.	Included	Included		
Striping Roller Kit*									1697536

DESCRIPTION	PART#	ERX96	EZX107	SRX85
MODEL NUMBER		2692098	2692095	2692100
Mulch Kit		Included	Included	1697688
Collection Kit		1697672	1697671	

ZERO TURN MOWERS

ACCESSORIES

DESCRIPTION	PART#	ZTX105	ZTX175	ZTX275	ZTX350
MODEL NUMBER		2692024	2691924	2691925	2691713
Mulch Kit for Side Discharge Deck		1697524	1697447	1697449	1696908
Mulch Kit for Rear Discharge Deck (High Rear Baffle)		84008240	84007258	84007244	
Twin Bag Collector		1697408A	1697408A	1697408A	1697408A
Requires: Deck Boot Adapter		1697101	1697373A	1697376A	
Requires: Deck Boot Adapter + Turbo Fan					1696768A
Deck Boot Adapter		1697101	1697373A	1697376A	
Deck Boot Adapter + Turbo Fan					1696768A
Cargo Bed	1696711	•	•	Included	Included
Service Jack	5601080	•	•	•	•
Requires: Service Jack Mount	5601098	•	•	•	•
Service Jack Mount	5601098	•	•	•	•
Striping Roller Kit*		1697535	1697536	1697536	
Configuration Kit Side Discharge		1697523	1697446	1697448	
Configuration Kit Rear Discharge		1697524	1697447	1697449	



STRIPING ROLLER KIT*
A well-manicured lawn deserves perfect stripes.



SERVICE JACK
For easy maintenance access to the underside of the mowing deck.

* Compatible with 2022 and newer CentreCut™ mower decks.





Mulching Kit
Converts easily to a mulching deck.



Snow Chains
For use on slippery surfaces.



Discharge Tunnel Scraper
Clear any rear collection tunnel blockage quickly and safely.



Sweeping Brush 120 cm (RTX)
Clear light debris and snow from your property's hard surfaces.



Snow Blade 120 cm (RPX & RTX)
Great for clearing paths and drive ways in winter time.



Snow Thrower 100 cm (RTX)
Your go-to attachment in areas that receive a lot of snowfall.

Twin Bag Collector
Bag your clippings on a zero turn mower.



Cargo Bed
Extend your zero turn's functionality by adding a cargo bed.

SNAPPER[®]

—LEGENDARY—

Snapper, a Briggs & Stratton[®] brand, manufactures a wide variety of outdoor power equipment, lawn tractors and zero turn mowers for consumer use. Your independent Snapper dealer has a full line of outdoor power equipment to suit every need. Factory approved parts, accessories and maintenance items are available at authorised dealers.

YOUR SNAPPER DEALER:



BRIGGS & STRATTON NETHERLANDS BV
SCHEPERSWEG 4C • 6049 CV HERTEN
THE NETHERLANDS
TEL: +31 (0) 475 408 383

FOLLOW SNAPPER EUROPE ON:



SNAPPER.EU

